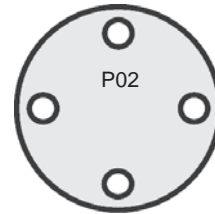
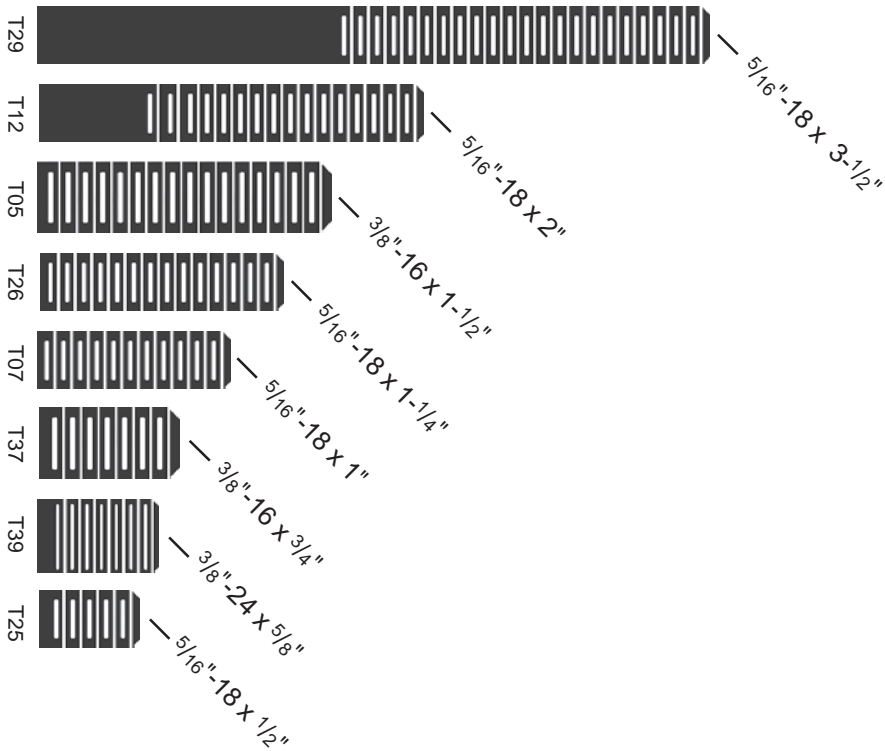
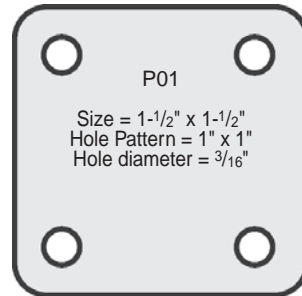
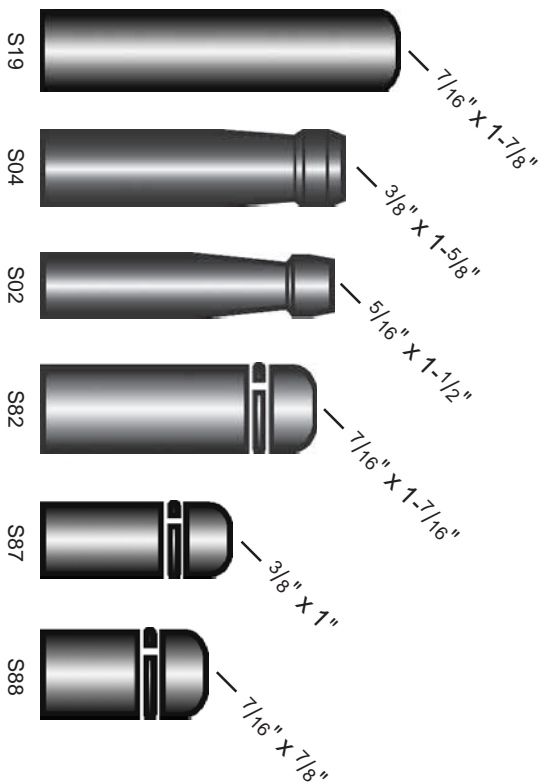


# STEM MOUNTINGS

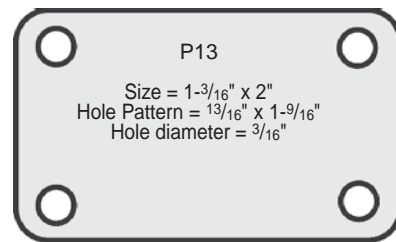
Drawings Full Scale



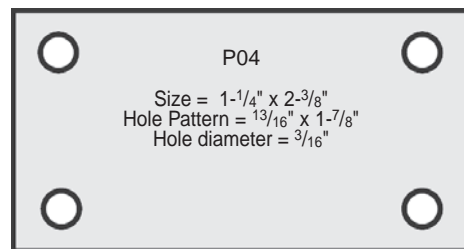
Size = 1-1/16" Diameter  
 Hole Pattern = 25/32" x 25/32"  
 Hole diameter = 5/32"



Size = 1-1/2" x 1-1/2"  
 Hole Pattern = 1" x 1"  
 Hole diameter = 3/16"



Size = 1-3/16" x 2"  
 Hole Pattern = 13/16" x 1-9/16"  
 Hole diameter = 3/16"



Size = 1-1/4" x 2-3/8"  
 Hole Pattern = 13/16" x 1-7/8"  
 Hole diameter = 3/16"